

C: Pulley


A: Idle end

D: Chain

B: Live end


E: Fixing Screws





Insert (A) Idle End in to one side of alloy tube.

Note: If loose fitting apply a round of gaffer / packing tape to the white nylon bush to pack out.




Use 3mm drill to drill 3 holes through Alloy tube at equal distances around the circumference.

Use 3 self tapping screws to secure Idle end in place.




Insert (B) Live End in to opposite side of alloy tube.

Note: If loose fitting apply a round of gaffer / packing tape to the white nylon bush to pack out.



Use 3mm drill to drill 3 holes through Alloy tube at equal distances around the circumference.

Use 3 self tapping screws to secure Idle end in place.



Insert (C) Pulley on to shaft of (B) Live end.

Locating Grub Screw into hole in small shaft.

Tighten Screw.

